

# GREEN SIGNALS


## VESSEL SIGNALS



Pass where green & white is displayed



Pass where green cones are displayed



Pass on either side




## LIGHT SIGNALS



Prepare for passage



or



Proceed passage

BY BASINS & TRIBUTARIES  
Entry permitted in direction of arrow



GREEN & WHITE SIGN  
Passage permitted (sign is used on its own or in conjunction with lights)



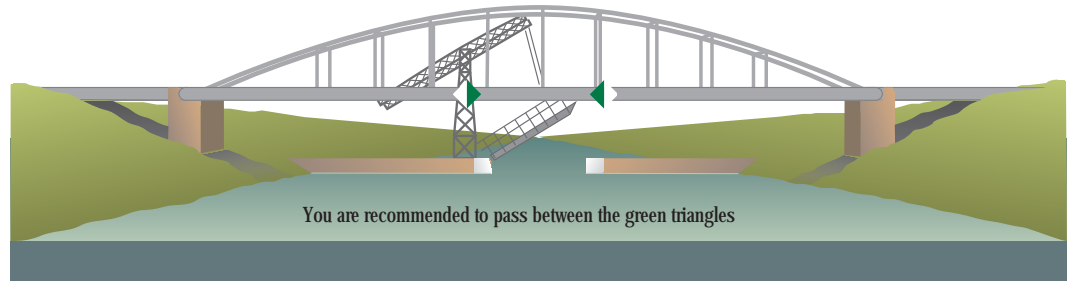
## CHANNEL MARKS & BRIDGE MARKINGS

### CHANNEL MARKINGS

Green & white markings indicate that the channel is close to left bank  
THE LEFT BANK IS ON YOU LEFT WHEN YOU ARE TRAVELLING DOWNSTREAM











### GREEN & WHITE DIAMONDS ON BRIDGES MARK WHICH SPAN TO USE



# SOUND SIGNALS






## GENERAL SIGNALS

Attention   
I am going to my right   
I am going to my left   
I am going in reverse 

I cannot manoeuvre   
Imminent danger of collision   
I need medical help   
Please open the bridge/lock 










## MEETING SIGNALS

I am leaving you a course to port   
I am leaving you a course to starboard   
O.K. we will pass port to port   
O.K. we will pass stbd to stbd   
No. we cannot pass on the side you have indicated 




# DO NOT APPROACH ANY VESSEL MAKING THIS SIGNAL

It means this my vessel is leaking a dangerous substance & is accompanied by synchronised lights if you hear it extinguish falms, cigarettes & any device which creates sparks clear the area as quickly as possible and if berthed in the area abandon ship.

## OVERTAKING SIGNALS

I will overtake to port   
O.K. you can overtake to port   
No. you must overtake to stbd   
I will overtake to stbd   
O.K. you can overtake to stbd   
No. you must overtake to port   
No. you cannot overtake 


## SIGNALS USED IN & NEAR HARBOURS, CROSSINGS AND TURNINGS

I am going to leave/enter harbour to stbd   
I am going to leave/enter harbour to port   
I am going to cross the waterway   
I am going to turn to stbd   
I am going to turn to port 


# ANY OF THESE IS A DISTRESS SIGNAL



# WHITE SIGNALS



WHITE MARKS  
These are flood marks (they may also be black on a light background). Local regulations will tell you of special navigating rules

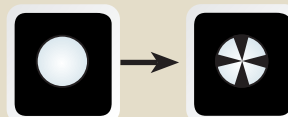


WHITE BARS  
On parts of the Rhine, luminous white bars are used to warn that downstream traffic is in a certain sector. Some, or all bars may be lit depending on the type of vessel.




## WHITE ISOPHASE LIGHTS

Alternating fixed/flushing  
Go towards flash



or



Fixed on bank...  
STOP! obstacle ahead



or



Flashing... You may proceed